

Pupil Premium Assessment Report - Summer Data – July 2019

PUPIL PREMIUM



St Gerard's Catholic Primary School

"Guided by God, St Gerard's Catholic Primary and Nursery School is an inspiring and aspirational community where we learn to love, hope, dream and achieve."



ST GERARD'S CATHOLIC PRIMARY & NURSERY SCHOOL

Pupil Premium Assessment Report – Summer – July 2019

School Headlines following Summer Data Analysis:

Using 'Ofsted House Statements' - which are:

97%-100% - Vast/Overwhelming Majority

80%-96% - Very Large Majority, Most

65%-79% - Large Majority

51%-64% - Majority

35%-49% - Minority

20% -34% - Small Minority

4% - 19% - Very Small Minority, Few

0% - 3% - Almost None/Very Few

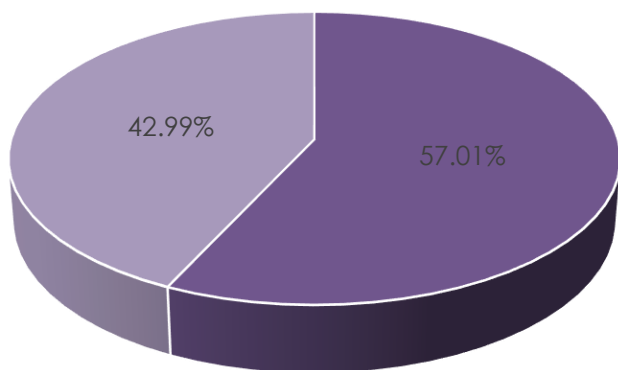
Whole School – July 2019: *104 Disadvantaged Children*

Reading: Whole School

57.1% (Majority) of our Pupil Premium children are achieving ARE or above

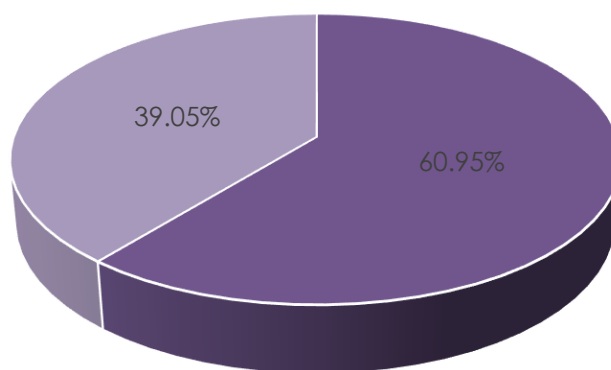
60.95% (Majority) of Pupil Premium children are working at or above their termly target.

Pupil Premium - Reading ARE



■ Working at ARE ■ Not Working at ARE

Pupil Premium - Reading Termly Target



■ Working at TT OR Above
■ Not Working at TT

Year 1: 17 Children PP – 6 SEN Children (Not PP) – 4 SEN Pupil Premium

Reading ARE - Total	33.33% Below ARE	66.67% ARE +
Reading Termly Target	44.83% Below Termly Target	55.17% At or + Termly Target
SEN – Pupil Premium	75.00% Below ARE	25.00% ARE +
SEN – PP Termly Target	75.00% Below Termly Target	25.00% At or + Termly Target
SEN – Non-Pupil Premium	100.00% Below ARE	0.00% ARE +
Non-SEN – Non-Pupil Premium	20.00% Below ARE	80.00% ARE +
Non-SEN – Pupil Premium ARE	21.43% Below ARE	78.57% ARE +
Non-SEN – PP Termly Target	38.46% Below Termly Target	61.54% At or + Termly Target

Year 2: 11 Children PP – 4 SEN PP children – 4 SEN Children Not PP

Reading ARE - Total	54.55% Below ARE	45.45% ARE +
Reading Termly Target	18.18% Below Termly Target	81.82% At or + Termly Target
SEN – Pupil Premium ARE	100.00% Below ARE	0.00% ARE +
SEN – PP Termly Target	50.00% Below Termly Target	50.00% At or + Termly Target
SEN – Non-Pupil Premium	50.00% Below ARE	50.00% ARE +
Non-SEN – Non-Pupil Premium	16.67% Below ARE	83.33% ARE +
Non-SEN – Pupil Premium ARE	28.57% Below ARE	71.43% ARE +
Non-SEN – PP Termly Target	0.00% Below Termly Target	100.00% At or + Termly Target

Year 3: 23 Children PP – 4 SEN PP children – 1 Non PP – SEN Children

Reading ARE - Total	40.74% Below ARE	59.26% ARE +
Reading Termly Target	40.74% Below Termly Target	59.26% At or + Termly Target
SEN – Pupil Premium ARE	100.00% Below ARE	0.00% ARE +
SEN – PP Termly Target	100.00% Below Termly Target	0.00% At or + Termly Target
SEN – Non-Pupil Premium	100.00% % Below ARE	0.00% ARE +
Non-SEN – Non-Pupil Premium	0.00% Below ARE	100.00% ARE +
Non-SEN – Pupil Premium ARE	35.00% Below ARE	65.00% ARE +
Non-SEN – PP Termly Target	35.00% Below Termly Target	65.00% At or + Termly Target

Year 4: 13 Children PP – 3 SEN PP children – 5 Non SEN – Non PP

Reading ARE - Total	46.43% Below ARE	53.57% ARE +
Reading Termly Target	22.22% Below Termly Target	77.78% At or + Termly Target
SEN – Pupil Premium ARE	100.00% Below ARE	0.00% ARE +
SEN – PP Termly Target	33.33% Below Termly Target	66.67% At or + Termly Target
SEN – Non-Pupil Premium ARE	80.00% % Below ARE	20.00% ARE +
Non-SEN – Non-Pupil Premium	22.22 % Below ARE	77.78% ARE +
Non-SEN – Pupil Premium ARE	36.36% Below ARE	63.64% ARE +
Non-SEN – PP Termly Target	20.00% Below Termly Target	80.00% At or + Termly Target

Year 5: 20 Children PP – 5 SEN PP children – 1 Non-SEN PP Child

Reading ARE - Total	62.07% Below ARE	37.93% ARE +
Reading Termly Target	71.43% Below Termly Target	28.57% At or + Termly Target
SEN – Pupil Premium ARE	80.00% Below ARE	20.00% ARE +
SEN – PP Termly Target	80.00% Below Termly Target	20.00% At or + Termly Target
SEN – Non-Pupil Premium ARE	100.00% Below ARE	0.00% ARE +

Non-SEN – Non-Pupil Premium	50.00% Below ARE	50.00% ARE +
Non-SEN – Pupil Premium ARE	60.00% Below ARE	40.00% ARE +
Non-SEN – PP Termly Target	66.67% Below Termly Target	33.33% At or + Termly Target

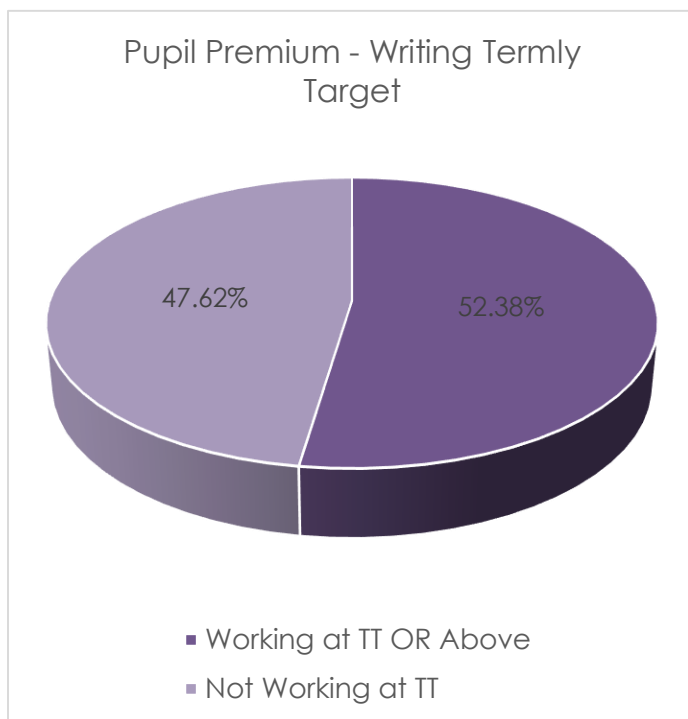
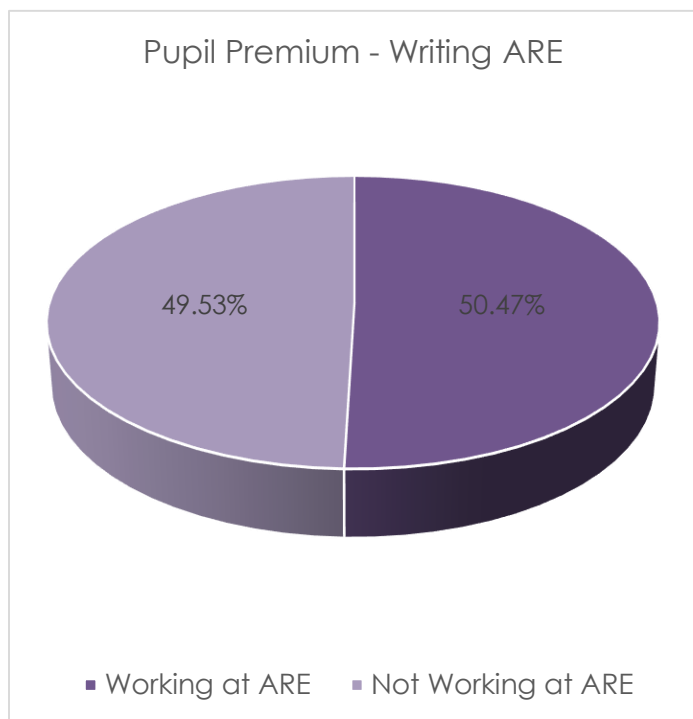
Year 6: 19 Children PP – 4 SEN PP children – 2 Non-SEN PP Children

Reading ARE - Total	21.43% Below ARE	78.57% ARE +
Reading Termly Target	17.86% Below Termly Target	82.14% At or + Termly Target
SEN – Pupil Premium ARE	100.00% Below ARE	0.00% ARE +
SEN – PP Termly Target	50.00% Below Termly Target	50.00% At or + Termly Target
SEN – Non-Pupil Premium	100.00% % Below ARE	0.00% ARE +
Non-SEN – Non-Pupil Premium	0.00% Below ARE	100.00% ARE +
Non-SEN – Pupil Premium ARE	0.00% Below ARE	100.00% ARE +
Non-SEN – PP Termly Target	11.76% Below Termly Target	88.24% At or + Termly Target

Writing: Whole School

50.47% (Majority) of our Pupil Premium children are achieving ARE or above

52.38% (Majority) of Pupil Premium children are working at or above their termly target.



Year 1: 17 Children PP – 6 SEN Children (Not PP) – 4 SEN Pupil Premium

Writing ARE - Total	36.67% Below ARE	63.33% ARE +
Writing Termly Target	44.83% Below Termly Target	55.17% At or + Termly Target
SEN – Pupil Premium ARE	75.00% Below ARE	25.00% ARE +
SEN – PP Termly Target	75.00% Below Termly Target	25.00% At or + Termly Target
SEN – Non-Pupil Premium	100.00% Below ARE	0.00% ARE +
Non-SEN – Non-Pupil Premium	10.00% Below ARE	90.00% ARE +
Non-SEN – Pupil Premium ARE	35.71% Below ARE	64.29% ARE +
Non-SEN – PP Termly Target	53.85% % Below Termly Target	46.15% At or + Termly Target

Year 2: 11 Children PP – 4 SEN PP children – 4 SEN Children Not PP

Writing ARE - Total	40.74% Below ARE	59.26% ARE +
Writing Termly Target	23.08% Below Termly Target	76.92% At or + Termly Target
SEN – Pupil Premium ARE	100.00% Below ARE	0.00% ARE +
SEN – PP Termly Target	50.00% Below Termly Target	50.00% At or + Termly Target
SEN – Non-Pupil Premium	75.00% Below ARE	25.00% ARE +
Non-SEN – Non-Pupil Premium	16.67% Below ARE	83.33% ARE +
Non-SEN – Pupil Premium ARE	28.57% Below ARE	71.43% ARE +
Non-SEN – PP Termly Target	14.29% Below Termly Target	85.71% At or + Termly Target

Year 3: 23 Children PP – 4 SEN PP children – 1 Non PP – SEN Children

Writing ARE - Total	44.44% Below ARE	55.56% ARE +
Writing Termly Target	77.78% Below Termly Target	22.22% At or + Termly Target
SEN – Pupil Premium ARE	47.83% Below ARE	52.17% ARE +
SEN – PP Termly Target	78.26% Below Termly Target	21.74% At or + Termly Target
SEN – Non-Pupil Premium	0.00% Below ARE	0.00% ARE +
Non-SEN – Non-Pupil Premium	0.00% Below ARE	100.00% ARE +
Non-SEN – Pupil Premium ARE	0.00% Below ARE	100.00% ARE +
Non-SEN – PP Termly Target	66.67% Below Termly Target	33.33% At or + Termly Target

Year 4: 13 Children PP – 3 SEN PP children – 5 Non SEN – Non PP

Writing ARE - Total	46.43% Below ARE	53.57% ARE +
Writing Termly Target	22.22% Below Termly Target	77.78% At or + Termly Target
SEN – Pupil Premium ARE	100.00% Below ARE	0.00% ARE +
SEN – PP Termly Target	0.00% Below Termly Target	100.00% At or + Termly Target
SEN – Non-Pupil Premium	80.00% Below ARE	20.00% ARE +
Non-SEN – Non-Pupil Premium	33.33% Below ARE	66.67% ARE +
Non-SEN – Pupil Premium ARE	33.33% Below ARE	66.67% ARE +
Non-SEN – PP Termly Target	27.27% Below Termly Target	72.73% At or + Termly Target

Year 5: 20 Children PP – 5 SEN PP children – 1 Non-SEN PP Child

Writing ARE - Total	79.31% Below ARE	20.69% ARE +
Writing Termly Target	75.00% Below Termly Target	25.00% At or + Termly Target
SEN – Pupil Premium ARE	0.00% % Below ARE	0.00% ARE +
SEN – PP Termly Target	100.00% Below Termly Target	0.00% At or + Termly Target
SEN – Non-Pupil Premium	100.00% % Below ARE	0.00% ARE +
Non-SEN – Non-Pupil Premium	62.50% Below ARE	37.50% ARE +
Non-SEN – Pupil Premium ARE	80.00% Below ARE	20.00% ARE +
Non-SEN – PP Termly Target	66.67% Below Termly Target	33.33% At or + Termly Target

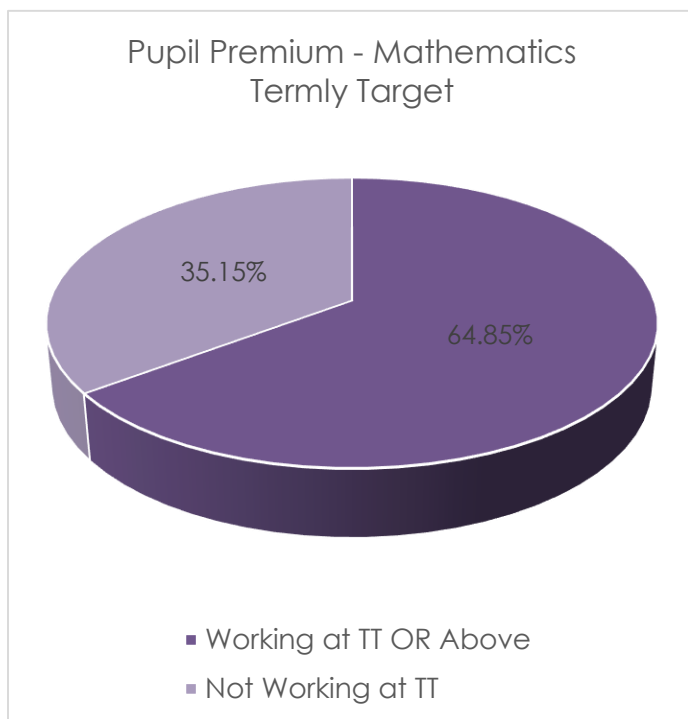
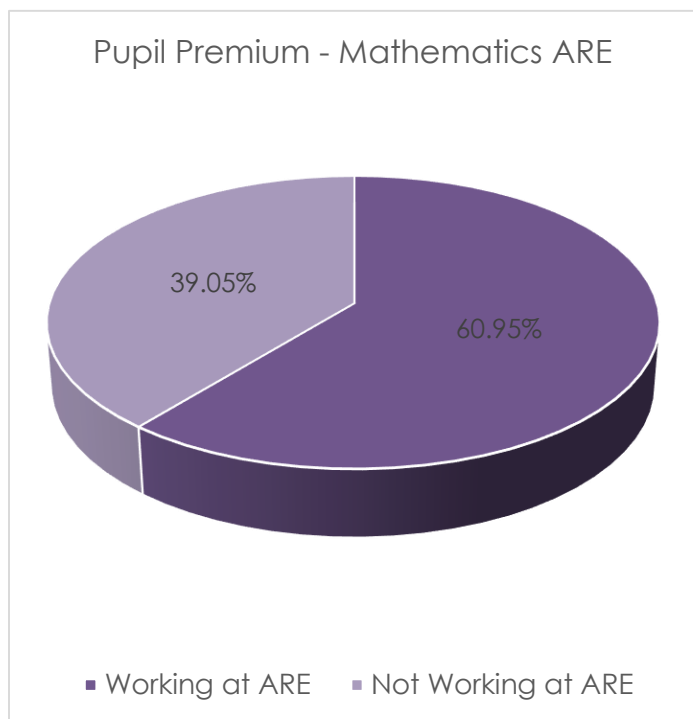
Year 6: 19 Children PP – 4 SEN PP children – 2 Non-SEN PP Children

Writing ARE - Total	25.00% Below ARE	75.00% ARE +
Writing Termly Target	17.86% Below Termly Target	82.14% At or + Termly Target
SEN – Pupil Premium ARE	100.00% % Below ARE	0.00% ARE +
SEN – PP Termly Target	75.00% Below Termly Target	25.00% At or + Termly Target
SEN – Non-Pupil Premium	100.00% Below ARE	0.00% ARE +
Non-SEN – Non-Pupil Premium	0.00% Below ARE	100.00% ARE +
Non-SEN – Pupil Premium ARE	5.88% Below ARE	94.12% ARE +
Non-SEN – PP Termly Target	5.88% Below Termly Target	94.12% At or + Termly Target

Mathematics: Whole School

60.95% (Majority) of our Pupil Premium children are achieving ARE or above

64.85% (Majority) of Pupil Premium children are working at or above their termly target.



Year 1: 17 Children PP – 6 SEN Children (Not PP) – 4 SEN Pupil Premium

Mathematics ARE - Total	40.00% Below ARE	60.00% ARE +
Mathematics Termly Target	58.62% Below Termly Target	41.38% At or + Termly Target
SEN – Pupil Premium ARE	50.00% Below ARE	50.00% ARE +
SEN – PP Termly Target	75.00% Below Termly Target	25.00% At or + Termly Target
SEN – Non-Pupil Premium	100.00% Below ARE	0.00% ARE +
Non-SEN – Non-Pupil Premium	30.00% Below ARE	70.00% ARE +
Non-SEN – Pupil Premium ARE	35.71% Below ARE	64.29% ARE +
Non-SEN – PP Termly Target	53.85% Below Termly Target	46.15% At or + Termly Target

Year 2: 11 Children PP – 4 SEN PP children – 4 SEN Children Not PP

Mathematics ARE - Total	33.33% Below ARE	66.67% ARE +
Mathematics Termly Target	3.85% Below Termly Target	96.15% At or + Termly Target
SEN – Pupil Premium ARE	45.45% Below ARE	54.55% ARE +
SEN – PP Termly Target	0.00% Below Termly Target	100.00% At or + Termly Target
SEN – Non-Pupil Premium	50.00% Below ARE	50.00% ARE +
Non-SEN – Non-Pupil Premium	16.67% Below ARE	83.33% ARE +
Non-SEN – Pupil Premium ARE	14.29% Below ARE	85.71% ARE +
Non-SEN – PP Termly Target	0.00% Below Termly Target	100.00% At or + Termly Target

Year 3: 23 Children PP – 4 SEN PP children – 1 Non PP – SEN Children

Mathematics ARE - Total	44.44% Below ARE	55.56% ARE +
Mathematics Termly Target	40.74% Below Termly Target	59.26% At or + Termly Target

SEN – Pupil Premium ARE	100.00% % Below ARE	0.00% ARE +
SEN – PP Termly Target	66.67% Below Termly Target	33.33% At or + Termly Target
SEN – Non-Pupil Premium	100.00% Below ARE	0.00% ARE +
Non-SEN – Non-Pupil Premium	0.00% Below ARE	100.00% ARE +
Non-SEN – Pupil Premium ARE	40.00% Below ARE	60.00% ARE +
Non-SEN – PP Termly Target	45.00% Below Termly Target	55.00% At or + Termly Target

Year 4: 13 Children PP – 3 SEN PP children – 5 Non SEN – Non PP

Mathematics ARE - Total	35.71% Below ARE	64.29% ARE +
Mathematics Termly Target	18.52% Below Termly Target	81.48% At or + Termly Target
SEN – Pupil Premium ARE	100.00% Below ARE	0.00% ARE +
SEN – PP Termly Target	3.33% Below Termly Target	66.67% At or + Termly Target
SEN – Non-Pupil Premium	80.00% Below ARE	20.00% ARE +
Non-SEN – Non-Pupil Premium	22.22% Below ARE	77.78% ARE +
Non-SEN – Pupil Premium ARE	9.09% Below ARE	90.91% ARE +
Non-SEN – PP Termly Target	0.00% Below Termly Target	100.00% At or + Termly Target

Year 5: 20 Children PP – 5 SEN PP children – 1 Non-SEN PP Child

Mathematics ARE - Total	62.07% Below ARE	37.93% ARE +
Mathematics Termly Target	75.00% Below Termly Target	25.00% At or + Termly Target
SEN – Pupil Premium ARE	100.00% Below ARE	0.00% ARE +
SEN – PP Termly Target	80.00% Below Termly Target	20.00% At or + Termly Target
SEN – Non-Pupil Premium	100.00% Below ARE	0.00% ARE +
Non-SEN – Non-Pupil Premium	37.50% Below ARE	62.50% ARE +
Non-SEN – Pupil Premium ARE	60.00% Below ARE	40.00% ARE +
Non-SEN – PP Termly Target	73.33% Below Termly Target	26.67% At or + Termly Target

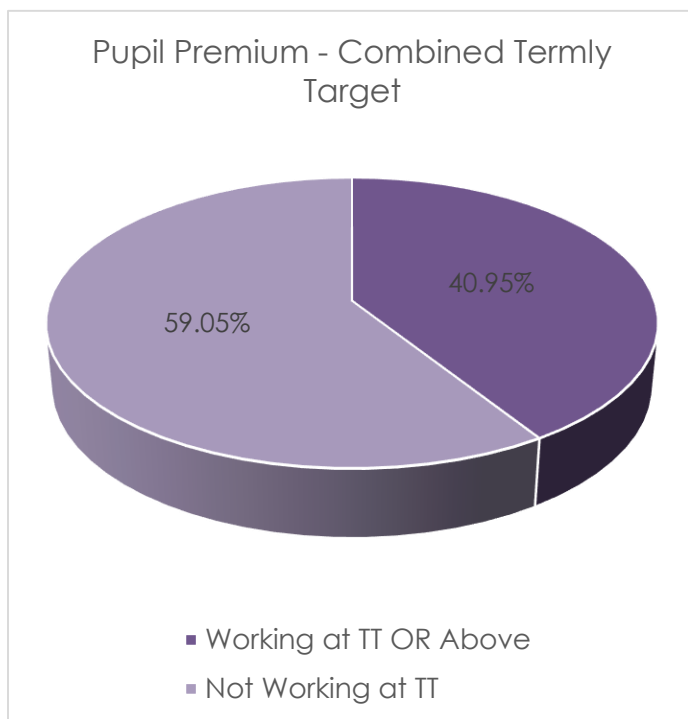
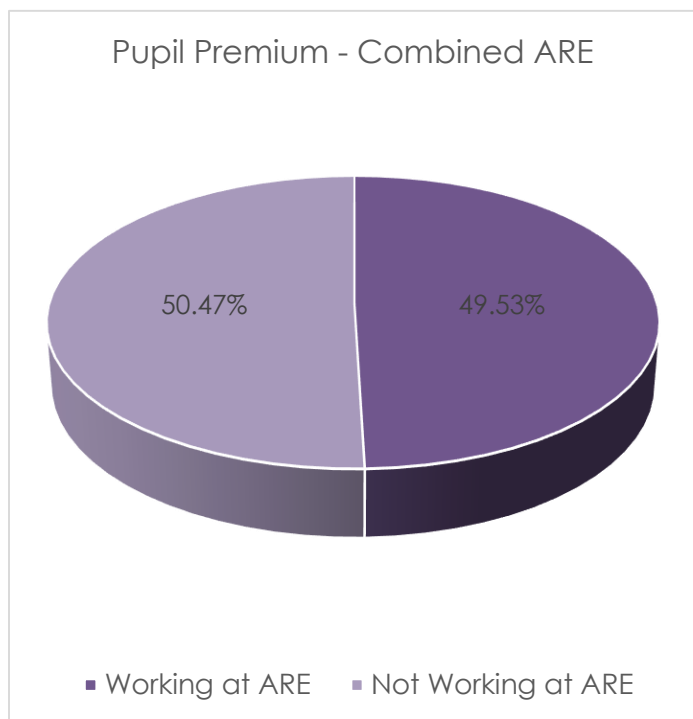
Year 6: 19 Children PP – 4 SEN PP children – 2 Non-SEN PP Children

Mathematics ARE - Total	17.86% Below ARE	82.14% ARE +
Mathematics Termly Target	10.71% Below Termly Target	89.29% At or + Termly Target
SEN – Pupil Premium ARE	100.00% Below ARE	0.00% ARE +
SEN – PP Termly Target	25.00% Below Termly Target	75.00% At or + Termly Target
SEN – Non-Pupil Premium	50.00% Below ARE	50.00% ARE +
Non-SEN – Non-Pupil Premium	0.00% Below ARE	100.00% ARE +
Non-SEN – Pupil Premium ARE	0.00% Below ARE	100.00% ARE +
Non-SEN – PP Termly Target	5.88% Below Termly Target	94.12% At or + Termly Target

Combined: Whole School

49.53% (Majority) of our Pupil Premium children are achieving ARE or above

40.95% (Minority) of Pupil Premium children are working at or above their termly target.



Year 1: 17 Children PP – 6 SEN Children (Not PP) – 4 SEN Pupil Premium

Combined ARE - Total	43.33% Below ARE	56.67% ARE +
Combined Termly Target	65.52% Below Termly Target	34.48% At or + Termly Target
SEN – Pupil Premium ARE	75.00% Below ARE	25.00% ARE +
SEN – PP Termly Target	100.00% Below Termly Target	0.00% At or + Termly Target
SEN – Non-Pupil Premium	100.00% Below ARE	0.00% ARE +
Non-SEN – Non-Pupil Premium	50.00% Below ARE	50.00% ARE +
Non-SEN – Pupil Premium ARE	35.71% Below ARE	64.29% ARE +
Non-SEN – PP Termly Target	61.54% Below Termly Target	38.46% At or + Termly Target

Year 2: 11 Children PP – 4 SEN PP children – 4 SEN Children Not PP

Combined ARE - Total	40.74% Below ARE	59.26% ARE +
Combined Termly Target	23.08% Below Termly Target	76.92% At or + Termly Target
SEN – Pupil Premium ARE	100.00% Below ARE	0.00% ARE +
SEN – PP Termly Target	50.00% Below Termly Target	50.00% At or + Termly Target
SEN – Non-Pupil Premium	75.00% Below ARE	25.00% ARE +
Non-SEN – Non-Pupil Premium	16.67% Below ARE	83.33% ARE +
Non-SEN – Pupil Premium ARE	28.57% Below ARE	71.43% ARE +
Non-SEN – PP Termly Target	14.29% Below Termly Target	85.71% At or + Termly Target

Year 3: 23 Children PP – 4 SEN PP children – 1 Non PP – SEN Children

Combined ARE - Total	44.44% Below ARE	55.56% ARE +
Combined Termly Target	81.48% Below Termly Target	18.52% At or + Termly Target

SEN – Pupil Premium ARE	100.00% Below ARE	0.00% ARE +
SEN – PP Termly Target	100.00% Below Termly Target	0.00% At or + Termly Target
SEN – Non-Pupil Premium	100.00% Below ARE	0.00% ARE +
Non-SEN – Non-Pupil Premium	0.00% Below ARE	100.00% ARE +
Non-SEN – Pupil Premium ARE	40.00% Below ARE	60.00% ARE +
Non-SEN – PP Termly Target	80.00% Below Termly Target	20.00% At or + Termly Target

Year 4: 13 Children PP – 3 SEN PP children – 5 Non SEN – Non PP

Combined ARE - Total	35.00% Below ARE	65.00% ARE +
Combined Termly Target	31.58% Below Termly Target	68.42% At or + Termly Target
SEN – Pupil Premium ARE	100.00% Below ARE	0.00% ARE +
SEN – PP Termly Target	33.33% Below Termly Target	66.67% At or + Termly Target
SEN – Non-Pupil Premium	80.00% Below ARE	20.00% ARE +
Non-SEN – Non-Pupil Premium	33.33% Below ARE	66.67% ARE +
Non-SEN – Pupil Premium ARE	36.36% Below ARE	63.64% ARE +
Non-SEN – PP Termly Target	20.00% Below Termly Target	80.00% At or + Termly Target

Year 5: 20 Children PP – 5 SEN PP children – 1 Non-SEN PP Child

Combined ARE - Total	82.76% Below ARE	17.24% ARE +
Combined Termly Target	92.86% Below Termly Target	7.14% At or + Termly Target
SEN – Pupil Premium ARE	100.00% Below ARE	0.00% ARE +
SEN – PP Termly Target	80.00% Below Termly Target	20.00% At or + Termly Target
SEN – Non-Pupil Premium	100.00% Below ARE	0.00% ARE +
Non-SEN – Non-Pupil Premium	75.00% Below ARE	25.00% ARE +
Non-SEN – Pupil Premium ARE	80.00% Below ARE	20.00% ARE +
Non-SEN – PP Termly Target	93.33% Below Termly Target	6.67% At or + Termly Target

Year 6: 19 Children PP – 4 SEN PP children – 2 Non-SEN PP Children

Combined ARE - Total	25.00% Below ARE	75.00% ARE +
Combined Termly Target	35.71% Below Termly Target	64.29% At or + Termly Target
SEN – Pupil Premium ARE	100.00% Below ARE	0.00% ARE +
SEN – PP Termly Target	75.00% Below Termly Target	25.00% At or + Termly Target
SEN – Non-Pupil Premium	100.00% Below ARE	0.00% ARE +
Non-SEN – Non-Pupil Premium	0.00% Below ARE	100.00% ARE +
Non-SEN – Pupil Premium ARE	5.88% Below ARE	94.12% ARE +
Non-SEN – PP Termly Target	23.53% Below Termly Target	76.47% At or + Termly Target

The pupil premium is additional funding for publicly funded schools in England.

It's designed to help disadvantaged pupils of all abilities perform better, and close the gap between them and their peers.

Pupil premium funding is available to:

- schools maintained by the local authority, including:
- schools for children with special educational needs or disabilities
- pupil referral units (PRUs), for children who can't go to a mainstream school [academies](#) and [free schools](#), including:
- academies for children with special educational needs or disabilities
- alternative provision (AP) academies, for children who can't go to a mainstream school
- voluntary-sector AP, with local authority agreement
- non-maintained special schools (NMSS), for children with special educational needs as approved by the Secretary of State for Education under [section 342 of the Education Act 1992](#)

Following the above analysis:

Year 1:

- **80.00%** of Non SEN / Non PP children are working at ARE and above in Reading
- **90.00%** of Non SEN / Non PP children are working at ARE and above in Writing
- **70.00%** of Non SEN / Non PP children are working at ARE and above in Mathematics
- **50.00%** of Non SEN / Non PP children are working at ARE and above Combined

Pupil Premium Gap – Year 1:

- **+1.43%** Gap in Reading (PP children performing below Non PP)
- **+25.71%** Gap in Writing (PP children performing below Non PP)
- **+5.71%** Gap Mathematics (PP children performing below Non PP)
- **-14.29%** Gap above Combined (PP children performing below Non PP)

Year 2:

- **83.33%** of Non SEN / Non PP children are working at ARE and above in Reading
- **83.33%** of Non SEN / Non PP children are working at ARE and above in Writing
- **83.33%** of Non SEN / Non PP children are working at ARE and above in Mathematics
- **83.33%** of Non SEN / Non PP children are working at ARE and above Combined

Pupil Premium Gap – Year 2:

- **+11.9%** Gap in Reading (PP children performing below Non PP)
- **+11.9%** Gap in Writing (PP children performing below Non PP)
- **-2.38%** Gap Mathematics (PP children performing below Non PP)
- **+11.9%** Gap above Combined (PP children performing below Non PP)

Year 3:

- **100.00%** of Non SEN / Non PP children are working at ARE and above in Reading
- **80.00%** of Non SEN / Non PP children are working at ARE and above in Writing

- **100.00%** of Non SEN / Non PP children are working at ARE and above in Mathematics
- **100.00%** of Non SEN / Non PP children are working at ARE and above Combined

Pupil Premium Gap – Year 3:

- **+35.00%** Gap in Reading (PP children performing below Non PP)
- **-100.0%** Gap in Writing (PP children performing below Non PP)
- **+40.00%** Gap Mathematics (PP children performing below Non PP)
- **+3.03%** Gap above Combined (PP children performing below Non PP)

Year 4:

- **77.78%** of Non SEN / Non PP children are working at ARE and above in Reading
- **66.67%** of Non SEN / Non PP children are working at ARE and above in Writing
- **77.78%** of Non SEN / Non PP children are working at ARE and above in Mathematics
- **66.67%** of Non SEN / Non PP children are working at ARE and above Combined

Pupil Premium Gap – Year 4:

- **-14.14%** Gap in Reading (PP children are performing at the same rate as Non PP)
- **+0.0%** Gap in Writing (PP children performing below Non PP)
- **+13.13%** Gap Mathematics (PP children are performing above the rate of Non PP)
- **+23.64%** Gap above Combined (PP children are performing at the same rate as Non PP)

Year 5:

- **50.00%** of Non SEN / Non PP children are working at ARE and above in Reading
- **37.50%** of Non SEN / Non PP children are working at ARE and above in Writing
- **62.50%** of Non SEN / Non PP children are working at ARE and above in Mathematics
- **75.00%** of Non SEN / Non PP children are working at ARE and above Combined

Pupil Premium Gap – Year 5:

- **+5.00%** Gap in Reading (PP children performing below Non PP)
- **+22.50%** Gap in Writing (PP children performing below Non PP)
- **+17.50%** Gap Mathematics (PP children performing below Non PP)
- **+10.0%** Gap above Combined (PP children performing below Non PP)

Year 6:

- **100.00%** of Non SEN / Non PP children are working at ARE and above in Reading
- **100.00%** of Non SEN / Non PP children are working at ARE and above in Writing
- **100.00%** of Non SEN / Non PP children are working at ARE and above in Mathematics
- **100.00%** of Non SEN / Non PP children are working at ARE and above Combined

Pupil Premium Gap – Year 6:

- **+0.00%** Gap in Reading (PP children performing below Non PP)
- **+5.88%** Gap in Writing (PP children are performing at the same rate as Non PP)
- **+0.00%** Gap Mathematics (PP children are performing at the same rate as Non PP)
- **+44.12%** Gap above Combined (PP children performing below Non PP)